



## User Guide

### Thank you for purchasing the Go-tcha Generation for Pokémon Go!

Enjoy Pokémon GO on the move without looking at your smartphone!

### What's In The Box?

In your Go-tcha Generation for Pokémon Go box you should receive:

- ⌚ x1 Go-tcha Generation device complete with wristband  
**Note: The wristband is not interchangeable – do not attempt to remove or damage may result.**
- ⌚ x1 Magnetic USB charging cable



### Connecting Your Go-tcha

To connect your Go-tcha Generation to the Pokémon Go App:

- ⌚ Open the Pokémon Go App
- ⌚ Select Main Menu
- ⌚ Select Settings
- ⌚ Select 'Pokémon GO Plus'
- ⌚ Press the button on the Go-tcha Generation to make it discoverable to the Pokémon Go App
- ⌚ Select your 'Pokémon GO Plus' under the 'Available Devices' list to connect.

### Using Your Go-tcha Generation - Manual Catch

- ⌚ Go-tcha Generation will vibrate and animate the screen to show a new/duplicate Pokémon is near
- ⌚ Press the Go-tcha Generation button/screen to catch the Pokémon
- ⌚ Go-tcha Generation will vibrate and animate the screen to show a successful/unsuccessful catch
- ⌚ Go-tcha Generation will vibrate and animate the screen to show when a Pokéstop is in range
- ⌚ Press the Go-tcha Generation button to retrieve items from a Pokéstop
- ⌚ Go-tcha Generation will vibrate and animate the screen to show it has successfully/unsuccessfully collected the items and how many items it has collected

See '**Go-tcha Generation Screens**' on pages for a complete guide to the screen animation alerts.

## Using Your Go-tcha Generation- Auto Catch

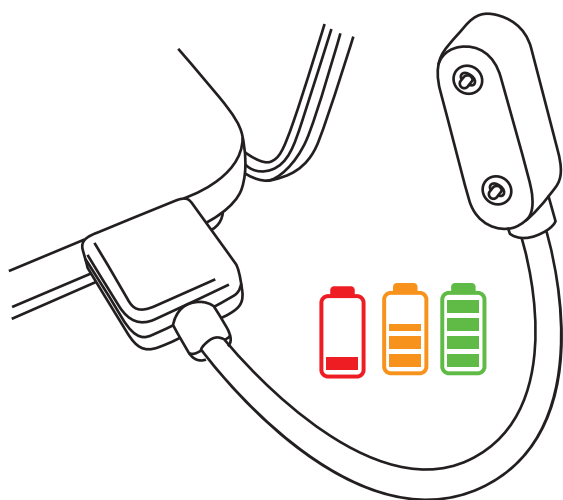
To turn the 'Auto-catch' function on, press the Go-tcha Generation button until '**Auto-catch ON**' is selected.

If you have Auto Catch on:

- Go-tcha Generation will vibrate and animate the screen to show a successful/unsuccessful catch
- Go-tcha Generation will vibrate and animate the screen to show it has successfully/unsuccessfully collected the items and how many items it has collected at a Pokéstop

To turn 'Auto-catch' off, press and hold the Go-tcha button until '**Auto-catch OFF**' is selected.

## Charging Your Go-tcha Generation



The Go-tcha Generation charges via a magnetic USB cable. Simply attach the magnetic cable to the charging port on the back of the Generation watch and connect the other end to a USB power source. The cable will only connect one way around - you will feel the magnets indicating the correct orientation as you position the connector. Duration of battery life depends on intensity of game-play.

Once connected you can check that your Go-tcha is charging by pressing the screen button. The charging animation will appear to confirm that the Go-tcha is charging. If there is another Go-tcha animation running, then wait for the animation to stop and the screen is blank - now press the screen button to confirm the charging animation is displayed.

## Go-tcha Generation Screens



**Auto-catch**  
**ON**



**Auto-catch**  
**OFF**




**Auto-catch**  
**new Pokémon**  
**ON**




**Auto-catch**  
**new Pokémon**  
**OFF**




**Mystery**  
**Item**




Catching Known  
Pokémon




Catching  
Unknown  
Pokémon



Pokémon  
Caught



Pokémon Not  
Caught



Caught Unknown  
Pokémon



Auto-collect  
Pokéstop **ON**




Auto-collect  
Pokéstop **OFF**



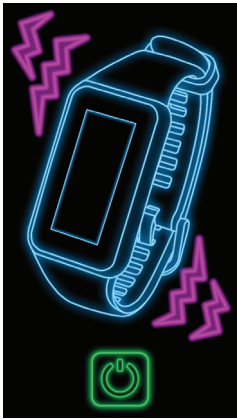
Pokéstop  
In Range



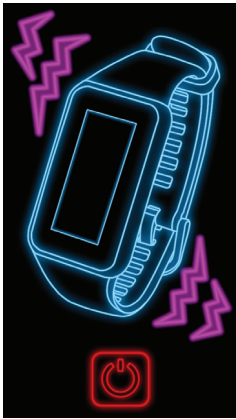
Pokéstop  
Success  
Multiple Items




Pokéstop Item  
Success




Vibration  
**ON**




Vibration  
**OFF**



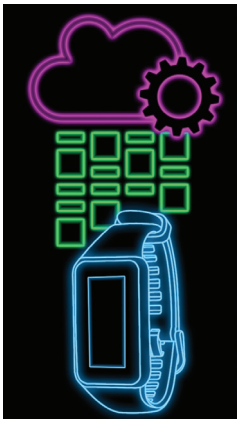
Notifications  
**ON**



Notifications  
**OFF**



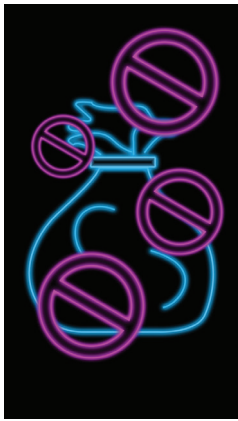
Pedometer




**Update In Progress**




**Out of Pokéballs**



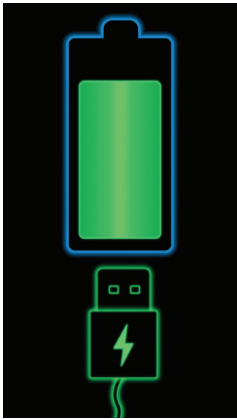
**Bag Full**




**Device is paired**




**Device not paired**




**Device Is Charging**




**Battery Status**




**Battery Status**




**Battery Status**



**Battery Status**



**Flip Screen 180°**



**Normal Screen**

---

## Before You Start - Ensure that your Go-tcha Generation is running the latest firmware

Download the Go-tcha Generation App for even more features like checking your stats and changing your smartwatch settings to enhance the Go-tcha experience. Simply scan the QR code to take you to Go-tcha Generation on the Apple App Store page or the Go-tcha Generation Web App for Android Users.



To connect your Go-tcha Generation to the Go-tcha Generation App, you must close the Pokémon Go App. Press the button on the Go-tcha Generation to wake the screen and it will connect automatically to the open Go-tcha Generation App. Updates will download automatically.

**Note:** The Go-tcha Generation cannot connect to more than one App at a time so the Pokémon Go App cannot be running in the background. If you tried to connect with the Pokémon Go App running, close both Apps and then open the Go-tcha Generation App again.



**THIS PRODUCT IS NOT SPONSORED, ENDORSED, OR APPROVED BY THE POKÉMON COMPANY OR Niantic.**

Device requires Bluetooth low-energy compatible smartphone with Pokémon GO app installed. Compatible with iPhones using iOS Ver. 12 onwards installed. Compatible with Android devices with 2 GB RAM or more, Bluetooth Smart (Bluetooth Ver. 4.0 or higher) capability, and Android Ver. 4.4–6.0 installed.

---

### Technical Support

Before contacting Datel's customer service department, please ensure that you have read through and understood the information in this manual/guide. If you contact support, please ensure that you have information on when and where you purchased this product to hand.

### Datel Customer Services

Customers Services,  
Datel Electronics Ltd,  
Stafford Road,  
Stone,  
Staffordshire,  
ST15 0DG.  
UNITED KINGDOM

Web: <https://support.codejunkies.com>



© 2022 Datel Ltd. Go-tcha Generation is a trademark of Datel Ltd. Pokémon is a trademark or registered Trademark of the POKÉMON COMPANY. All other trademarks are the property of their respective owners. Go-tcha Generation for Pokémon Go is a 100% unofficial product and is NOT sponsored, endorsed or approved by NINTENDO, nor any games developer or publisher.